


特点 Features:

- 高触点容量: 16A触点切换能力
High switching capability :16A.
- 可提供符合 IEC 60335-1 标准产品
Product comply with IEC 60335-1 available.
- 高耐压 5KV
Dielectric Strength:5KV(between coil&contacts).

触点参数 CONTACT DATA

型号	Model	YX208E
触点形式	Contact Arrangement	1A、1B、1C
接触电阻	Contact Resistance	100mΩ Max.
触点材料	Contact Material	银合金 Silver Alloy
额定负载(阻性)	Contact Rating (Res.Load)	16A 250VAC/30VDC
最大切换电流	Max. Switching Current	20A
最大切换电压	Max. Switching Voltage	250VAC/30VDC
最大切换功率	Max. Switching Power	4000VA/480W
机械寿命	Mechanical endurance	1x10 ⁷ 次 OPS
电气寿命	Electrical endurance	1x10 ⁵ 次 OPS

性能参数 CHARACTERISTICS

吸合时间(额定电压下)	Operate Time (at nomi.volt.)	15ms Max.
释放时间(不带二极管)	Release Time (without diode)	8ms Max.
绝缘电阻	Insulation Resistance	1000MΩ Min.(500VDC)
介质耐压	Dielectric Strength	触点与触点间 Between Open Contacts : 1000VAC, 50/60Hz 1 min.
		触点与线圈间 Between Coil & Contacts : 5000VAC, 50/60Hz 1 min
抗振性	Vibration resistance	误动作 Functional: 10~50Hz 双振幅1.5mm (DA)
		耐久 Destructive: 10~50Hz 双振幅1.5mm (DA)
抗冲击	Shock resistance	误动作 Functional: 10G Min.
		耐久 Destructive: 100G Min.
环境温度	Ambient Temperature	-40°C~+105°C (不冷凝 No condensation)
重量	Unit Weight	约 Approx. 13.5g

线圈参数 COIL DATA (at 23°C)

额定电压 Rated voltage (VDC)	额定电流 Rated current ±10%(mA)	线圈电阻 Coil resistance ±10%(Ω)	最大连续外加电压 Max allowable voltage VDC (Max.)	吸合电压 Operate voltage VDC (Max.)	释放电压 Release voltage VDC (Min.)	额定功率 Rated coil power (W)
5	108.0	46	额定电压的 of rated voltage 130 %	额定电压的 of rated voltage 75 %	额定电压的 of rated voltage 5 %	约 approx. 0.54
6	90.0	67				
9	60.0	150				
12	45.0	270				
18	30.0	600				
24	22.5	1,067				
48	11.3	4,267	额定电压的 of rated voltage 130 %	额定电压的 of rated voltage 75 %	额定电压的 of rated voltage 5 %	约 approx. 0.72
5	144.0	35				
6	120.0	50				
9	80.0	113				
12	60.0	200				
18	40.0	450				
24	30.0	800				
48	15.0	3,200				

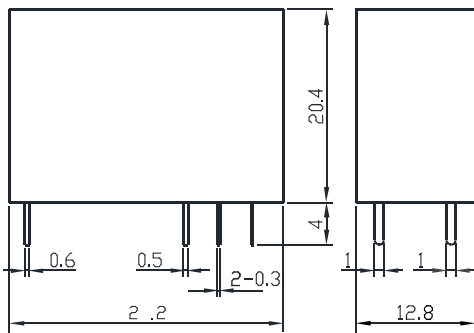
订货标记示例 ORDERING INFORMATION

YX208E	-S	-1	12	D	M	
				触点形式 Contact form :		无-转换, M-常开, B-常闭 Nil-Form C, M-Form A, B-Form B
				线圈功耗 Coil power :		D-0.54W (0.72W 可选 optional)
				线圈规格 Coil voltage :		05,06,09,12,18,24,48 (VDC)
				触点组数 Number of poles :		1-1组 1-1 Group
				封装形式 Protective construction :		S-塑封式 S-Flux proofed
				基本型号 Type designation :		YX208E

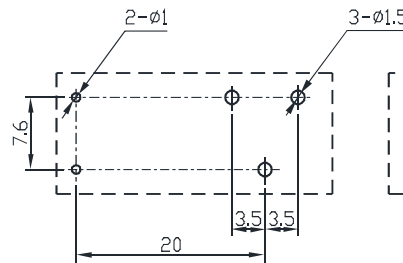
外形尺寸、接线图、安装孔位图 (单位: mm)

OUTLINE DIMENSIONS, WIRING DIAGRAM AND PCB LAYOUT (Unit: mm)

外形尺寸
Outline Dimensions



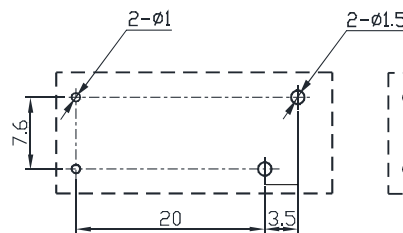
安装孔位图 (底视图)
PCB Layout (Bottom View)



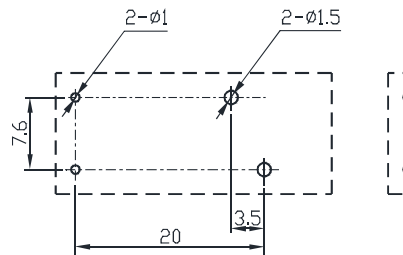
接线图 (底视图)
Wiring Diagram (Bottom View)



转换型
1 Form C



常开型
1 Form A



常闭型
1 Form B

注 Remark :

1.未标注尺寸公差

Unmarked dimensional tolerance

- ≤1mm: ±0.2mm ;
- (1~5)mm: ±0.3mm ;
- ≥5mm: ±0.4mm.

2.安装孔尺寸公差: ±0.1mm.

The tolerance of PCB layout is always: ±0.1mm.

3.引出脚尺寸为预焊前尺寸.

Extended terminal dimension is dimension before soldering.

性能曲线图 CHARACTERISTIC CURVES

